



Patrick Anderson, EMS Chief

101 Lincoln Street
Verona, WI 53593
608-497-2909 (Business Office)
608-845-9455 (Fax)
www.fitchronaems.com

Chief's Report

October-2024

EMS Calls for Service				
Month	2022	2023	2024	Change from Previous Year
January	341	432	412	-5%
February	285	359	386	8%
March	346	411	384	-7%
April	328	376	382	2%
May	381	391	414	6%
June	370	403	469	16%
July	349	359	457	27%
August	372	440	464	5%
September	369	445	431	-3%
October	342	414		
November	387	405		
December	427	423		
Total	4,267	4,858	3799	5.5%

Runs by Municipality				
Municipality	Sep-24	Sep-23	Year to Date	Percent of Total Runs to Date
City of Fitchburg	280	298	2547	67%
City of Verona	109	109	974	26%
Town of Verona	15	9	102	3%
City of Madison	11	3	50	1%
Belleville (District)	8	3	25	1%
Mount Horeb (Dist)	3	4	54	1%
Other	5	19	47	1%

Fractile Times for Previous Month		
	Service Median (in minutes)	90th Percentile (in minutes)
Notified to Enroute	1.42	2.52
En Route to Arrived on Scene	4.62	9.12
Notified to Arrived on Scene	6.35	10.65
On scene to Transporting	15.60	26.35
Transporting to Destination	14.77	23.65
At Destination to Unit in Service	11.80	18.18

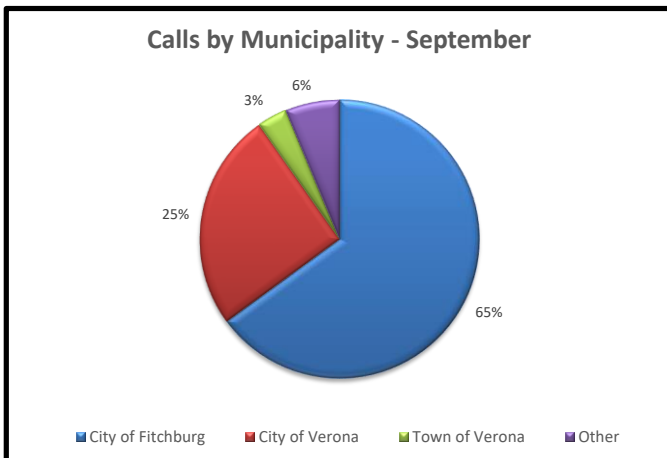
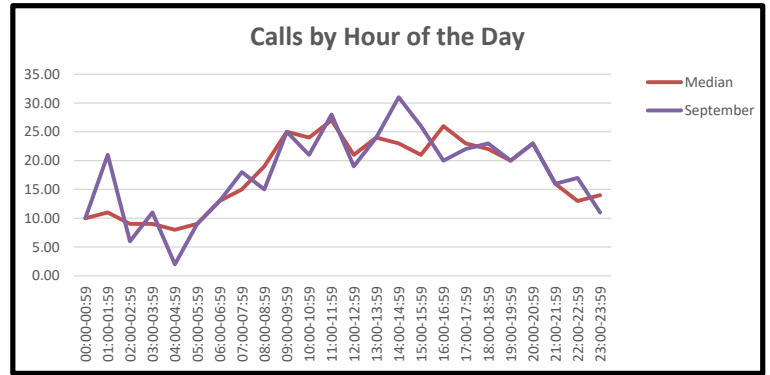
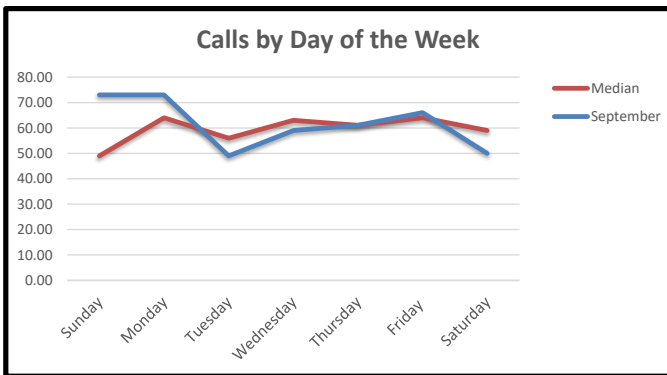
Special Reporting		
	Sep-24	Sep-23
Naloxone Administration	2	5
Car 15/17 Responses	7	7
Out of Resources	2024	2023
All trucks on calls - Sept	20	17
Mutual Aid Required - YTD	34	42 Total

Average calls per day - Previous Year (2023)	13.31
Average calls per day - Year to date	13.86

Community Events September 11th through October 9th

VAHS Varsity Football	Jamison, Kristy, and Macayla
Touch-a-Truck at the American Heart Association Walk	Jamison and Jeremy
CPR Course for Madison Investments	Sara
Spanish CPR - Engineering Industries	Patrick and Zander from DCEM and Clara from FFD
CPR Course for Latitude Corp in Verona	Patrick
VAHS Varsity Football/Homecoming	Mollie and Kristy
VAHS Varsity Football	Carlos and Maycayla
CPR and Environmental Injuries - Alt Landscaping	Patrick

Statistics



Top 70% Dispatch Reasons for Calls for Service - September			
Previous Month	Current Month	Complaint	Percentage
1	1	Sick Person	19.49 %
2	2	Falls	17.4 %
5	3	Breathing Problem	6.96 %
6	4	Unconscious/Fainting	6.96 %
3	5	Unknown Problem	6.50 %
4	6	Chest Pain	5.34 %
7	7	Traffic Incident	4.64 %
8	8	Fire	3.71 %
			71.00 %

Calls by Station - September		
Station	Count	Percentage
Verona	130	30%
FB Sta 2	171	40%
FB Sta 3	130	30%

Financial Report

A/R Aging (as of September 30th, 2024)

	0-30	31-60	61-90	91-120	121-180	180+	Total
3Rivers	\$3,389	\$5,093	\$4,536	\$2,948	\$8,260	\$252,661	\$276,886
EMS MC	\$966,452	\$370,286	\$165,403	\$153,531	\$293,458	\$163,048	\$2,112,178
Total	\$969,841	\$375,379	\$169,938	\$156,479	\$301,718	\$415,709	\$2,389,064
Current %	40.6%	15.7%	7.1%	6.5%	12.6%	17.4%	100.0%
Goals	40.0%	20.0%	10.0%	7.0%	8.0%	3.0%	

Cash on Hand

	9/30/2024	Previous Month	Previous Year	Change from Prev Month	Change from Prev Year
Checking/Market	\$ 1,322,281.96	\$ 1,455,468.55	\$ 1,123,892.54	\$ (133,186.59)	\$ 198,389.42
Savings	\$ 52,407.80	\$ 96,768.64	\$ 17,432.95	\$ (44,360.84)	\$ 34,974.85
Oak Bank - CD 8518	\$ 150,931.43	\$ 150,931.43	\$ 150,931.43	\$ -	\$ -
Oak Bank - CD 0852	\$ 100,000.00	\$ 100,000.00	\$ 100,993.45	\$ -	\$ (993.45)
Oak Bank - CD 1824	\$ 200,000.00	\$ 200,000.00	\$ -	\$ -	\$ 200,000.00
WISC Funds	\$ 264,709.90	\$ 263,640.20	\$ 251,360.52	\$ 1,069.70	\$ 13,349.38
Total Cash	\$ 2,090,331.09	\$ 2,266,808.82	\$ 1,644,610.89	\$ (176,477.73)	\$ 445,720.20

Assigned Fund Balances - Oak Bank

	9/30/2024	Previous Month	Previous Year	Change from Prev Month	Change from Prev Year
FAP Funds (Restricted)	\$ 9,367.13	\$ 9,367.13	\$ -	\$ -	\$ 9,367.13
2024 EPIC Grant	\$ 580.00	\$ 46,167.81	\$ -	\$ (45,587.81)	\$ 580.00
Labor Contract Funds	\$ 24,000.00	\$ 24,000.00	\$ 24,000.00	\$ -	
Total Assigned Funds	\$ 33,947.13	\$ 79,534.94	\$ 24,000.00	\$ (45,587.81)	\$ 9,947.13

Assigned Fund Balances - WISC - Health Retirement Account Funds

	9/30/2024	Previous Month	Previous Year	Change from Prev Month	Change from Prev Year
Money Market	\$ 654.54	\$ 649.05	\$ 621.60	\$ 5.49	\$ 32.94
Investment Acct	\$ 264,055.36	\$ 262,991.15	\$ 250,738.92	\$ 1,064.21	\$ 13,316.44
Total Assigned Funds	\$ 264,709.90	\$ 263,640.20	\$ 251,360.52	\$ 1,069.70	\$ 13,349.38

September Donations

\$250 donation from Alt Landscaping

October Milestones

Chance Kaczmariski - 29 Years
 Ross Williams - 17 Years
 Greg Bailey - 14 Years
 Jeremy Owen - 6 Years
 Chris Backes - 5- Years
 John Uebelacker - 5 Years
 Ben Wolter - 6 Years
 Macayla Quinn - 2 Years

Comparables - Calls for Service

Service	2017	2018	2019	2020	2021	2022	2023	Percent Change 2022-2023
Fitch-Rona EMS	3077	3245	3443	3505	4184	4267	4858	13.9%
Middleton EMS	1816	1825	1969	1898	2254	2543	2715	6.8%
Sun Prairie EMS	2828	2839	3165	3213	3368	3692	4424	19.8%

Other Updates

Replacement ambulance delivery (2023) now expected to be delayed until **December**
 DC process closed 10/4 - 6 Applicants - Interviews later in October

SHOUT OUTS

Andrew and Ryan R - Thank you card from a patients family
 Chans and Mollie assisted a family with the cremation of a pet after a house fire
 Congratulations to Bob Buzzell on his retirement after 26 years of service
