



Patrick Anderson, EMS Chief

101 Lincoln Street
 Verona, WI 53593
 608-497-2909 (Business Office)
 608-845-9455 (Fax)
 www.fitchronaems.com

Chief's Report

January-2025

EMS Calls for Service				
Month	2022	2023	2024	Change from Previous Year
January	341	432	412	-5%
February	285	359	386	8%
March	346	411	384	-7%
April	328	376	382	2%
May	381	391	414	6%
June	370	403	469	16%
July	349	359	457	27%
August	372	440	464	5%
September	369	445	431	-3%
October	342	414	464	12%
November	387	405	454	12%
December	427	423	467	10%
Total	4,267	4,858	5184	7.0%

Runs by Municipality				
Municipality	Dec-24	Dec-23	Year to Date	Percent of Total Runs to Date
City of Fitchburg	305	284	3440	66%
City of Verona	113	105	1323	26%
Town of Verona	16	14	149	3%
City of Madison	10	5	74	1%
Belleville (District)	3	3	45	1%
Mount Horeb (Dist)	14	3	83	2%
Other	6	9	70	1%

Fractile Times for Previous Month		
	Service Median (in minutes)	90th Percentile (in minutes)
Notified to Enroute	1.43	2.65
En Route to Arrived on Scene	4.88	8.97
Notified to Arrived on Scene	6.53	10.28
On scene to Transporting	14.75	24.33
Transporting to Destination	14.77	23.03
At Destination to Unit in Service	11.55	18.38

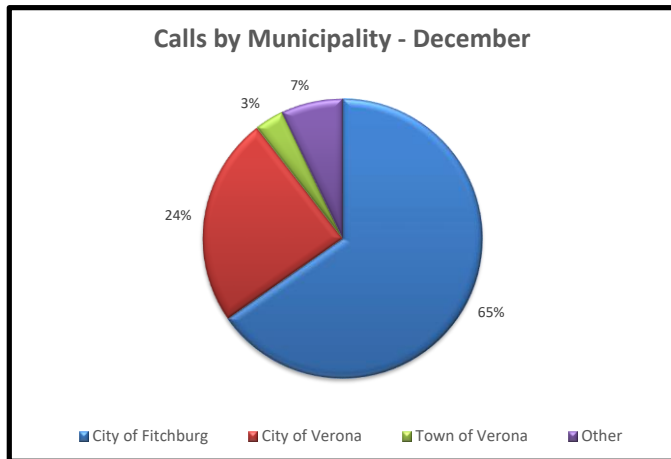
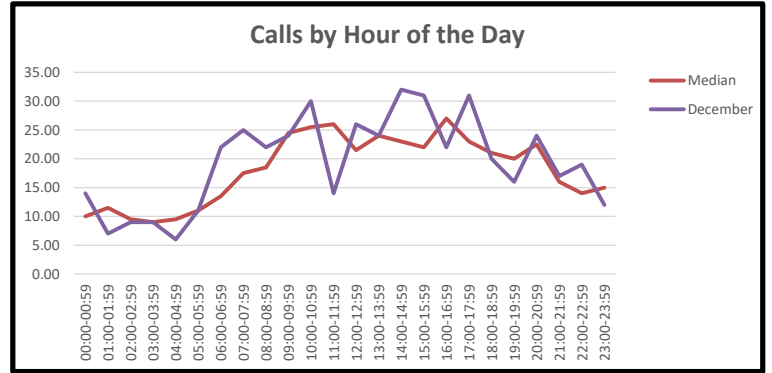
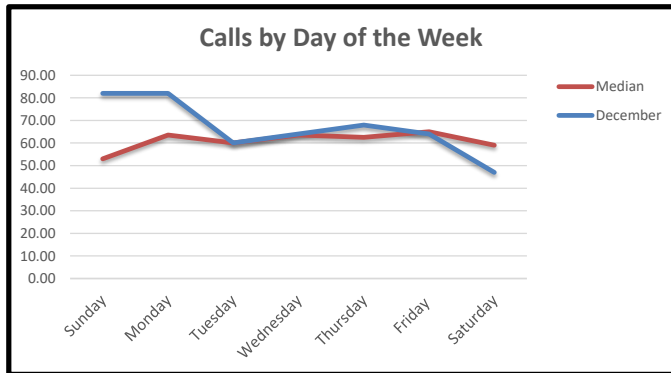
Special Reporting		
	Dec-24	Dec-23
Naloxone Administration	1	3
Car 15/17 Responses	5	0
Out of Resources	2024	2023
All trucks on calls -December	27	20
Mutual Aid Required	45	42 Total

Average calls per day - Previous Year (2023)	13.31
Average calls per day - Year to date	14.16

Community Events December 10th - January 8th

Fitchburg Holiday Lights Tour	Sara and Kristy

Statistics



Top 70% Dispatch Reasons for Calls for Service - December			
Previous Month	Current Month	Complaint	Percentage
1	1	Falls	19.91 %
2	2	Sick Person	16.06 %
3	3	Breathing Problems	11.13 %
5	4	Unknown Problem	7.92 %
3	5	Chest Pain	4.83 %
4	6	Unconscious/Fainting	4.28 %
7	7	Traffic Incident	3.64 %
8	8	Seizure	2.36 %
			70.13 %

Calls by Station - December		
Station	Calls	Percentage
Verona	144	31%
FB Sta 2	186	40%
FB Sta 3	137	29%

Financial Report

A/R Aging (as of November 30th, 2024)

	0-30	31-60	61-90	91-120	121-180	180+	Total
3Rivers	\$9,511	\$3,308	\$622	\$2,111	\$5,310	\$249,659	\$270,522
EMS MC	\$1,129,796	\$378,289	\$268,312	\$116,575	\$170,910	\$277,648	\$2,341,529
Total	\$1,139,306	\$381,597	\$268,934	\$118,686	\$176,220	\$527,307	\$2,612,051
Current %	43.6%	14.6%	10.3%	4.5%	6.7%	20.2%	100.0%
Goals	40.0%	20.0%	10.0%	7.0%	8.0%	3.0%	

Cash on Hand

	12/31/2024	Previous Month	Previous Year	Change from Prev Month	Change from Prev Year
Checking/Market	\$ 1,020,644.17	\$ 1,086,806.54	\$ 443,909.34	\$ (66,162.37)	\$ 576,734.83
Savings	\$ 52,940.69	\$ 52,894.32	\$ 17,454.69	\$ 46.37	\$ 35,486.00
Oak Bank - CD 8518	\$ 150,931.43	\$ 150,931.43	\$ 150,931.43	\$ -	\$ -
Oak Bank - CD 0852	\$ 100,000.00	\$ 100,000.00	\$ 100,993.45	\$ -	\$ (993.45)
Oak Bank - CD 1824	\$ 200,000.00	\$ 200,000.00	\$ 200,000.00	\$ -	\$ -
WISC Funds	\$ 267,737.27	\$ 266,748.39	\$ 254,879.62	\$ 988.88	\$ 12,857.65
Total Cash	\$ 1,792,253.56	\$ 1,857,380.68	\$ 1,168,168.53	\$ (65,127.12)	\$ 624,085.03

Assigned Fund Balances - Oak Bank

	12/31/2024	Previous Month	Previous Year	Change from Prev Month	Change from Prev Year
FAP Funds (Restricted)	\$ 9,367.13	\$ 9,367.13	\$ -	\$ -	\$ 9,367.13
2024 EPIC Grant	\$ 580.00	\$ 580.00	\$ -	\$ -	\$ 580.00
Labor Contract Funds	\$ 24,000.00	\$ 24,000.00	\$ 24,000.00	\$ -	
Total Assigned Funds	\$ 33,947.13	\$ 33,947.13	\$ 24,000.00	\$ -	\$ 9,947.13

Assigned Fund Balances - WISC - Health Retirement Account Funds

	12/31/2024	Previous Month	Previous Year	Change from Prev Month	Change from Prev Year
Money Market	\$ 662.62	\$ 659.84	\$ 629.88	\$ 2.78	\$ 32.74
Investment Acct	\$ 267,074.65	\$ 266,088.55	\$ 254,249.74	\$ 986.10	\$ 12,824.91
Total Assigned Funds	\$ 267,737.27	\$ 266,748.39	\$ 254,879.62	\$ 988.88	\$ 12,857.65

December Donations

January Milestones

Patrick Anderson - 24 Years
 Hayden Latsch completed his 1-year probation as an FTE

Comparables - Calls for Service

Service	2018	2019	2020	2021	2022	2023	2024	Percent Change 2023-2024
Fitch-Rona EMS	3245	3443	3505	4184	4267	4858	5184	7.6%
Middleton EMS	1825	1969	1898	2254	2543	2715		6.8%
Sun Prairie EMS	2839	3165	3213	3368	3692	4424		19.8%

Other Updates

Replacement ambulance delivery (2023) expected to be February 10th
 2024 Financial Audit scheduled for 2/13

SHOUT OUTS

Appreciation for FFD crew Brueggeman, Suchomel, Bergum, and Block for assistance on a call and actions to assist the patient with above and beyond.
 Thank you to Ross and Jonah for coming in on short notice to upstaff an ambulance during the ALCS incident
 Thank you to Simon Hesch from the City of Verona Facilities helping to install the Cell Booster at the Verona Fire Station