



Patrick Anderson, EMS Chief  
 101 Lincoln Street  
 Verona, WI 53593  
 608-497-2909 (Business Office)  
 608-845-9455 (Fax)  
 www.fitchronaems.com

# Chief's Report

## March-2025

EMS Calls for Service				
Month	2023	2024	2025	Change from Previous Year
January	432	412	491	19%
February	359	386	472	22%
March	411	384		
April	376	382		
May	391	414		
June	403	469		
July	359	457		
August	440	464		
September	445	431		
October	414	464		
November	405	454		
December	423	467		
<b>Total</b>	<b>4,858</b>	<b>5,184</b>	<b>963</b>	<b>20.7%</b>

Estimate for 2025 6259

Special Reporting	Feb-25	Feb-24
<b>Naloxone Administration</b>	<b>5</b>	<b>2</b>
<b>Car 15/17 Responses</b>	<b>19</b>	<b>12</b>
<b>Out of Resources</b>	<b>2025</b>	<b>2024</b>
All trucks on calls - February	29	27
Mutual Aid Required	7	45 Total

Runs by Municipality				
Municipality	Feb-25	Feb-24	Year to Date	Percent of Total Runs to Date
City of Fitchburg	307	262	651	68%
City of Verona	126	99	239	25%
Town of Verona	17	10	27	3%
City of Madison	9	5	12	1%
Belleville (District)	3	4	13	1%
Mount Horeb (Dist)	5	3	14	1%
Other	5	4	7	1%

Fractile Times for Previous Month		
	Service Median (in minutes)	90th Percentile (in minutes)
Notified to Enroute	1.42	2.58
En Route to Arrived on Scene	4.85	10.01
Notified to Arrived on Scene	6.57	11.42
On scene to Transporting	14.00	24.68
Transporting to Destination	15.33	23.71
At Destination to Unit in Service	11.53	17.03

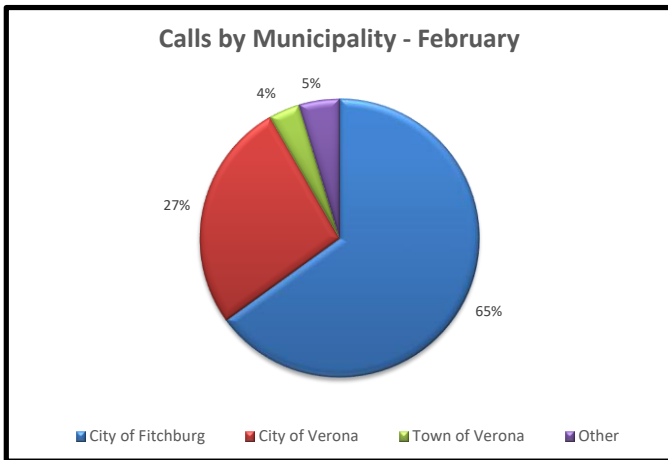
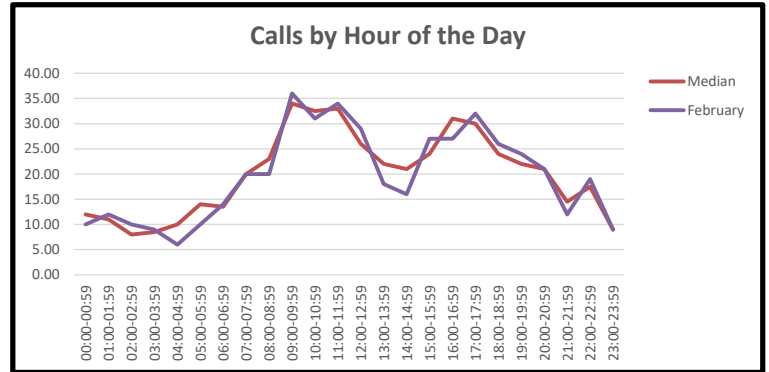
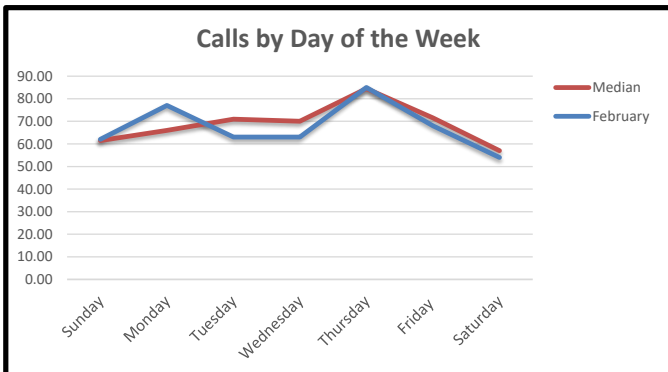
Average calls per day - Previous Year (2024)	14.16
Average calls per day - Year to date	16.32

### Community Events February 11th - March 10th

CPR/First Aid Course with Operating Plasterers and Cement Masons  
 Hand's Only CPR and Stop the Bleed at Eagle School  
 EMS Career talk, CPR, and Stop the Bleed with Briarpatch Youth  
 Hand's Only CPR and Stop the Bleed at Fitchburg and Verona Libraries

Sara, Kristy, Patrick  
 Sara and Kat F  
 Patrick and Ike  
 Jeff

### Statistics



Top 70% Dispatch Reasons for Calls for Service - February			
Previous Month	Current Month	Complaint	
2	1	Falls	23.31 %
1	2	Sick Person	22.25 %
3	3	Breathing Problems	8.69 %
4	4	Chest Pain	7.42 %
6	5	Unconscious/Fainting	6.78 %
5	6	Unknown Problem	4.66 %
			%
			%
			73.11 %

Calls by Station - February			
Station	Count	Percentage	
Verona	141	30%	
FB Sta 2	189	40%	
FB Sta 3	152	32%	

### Financial Report

AR Aging (as of February 28th, 2025)

	0-30	31-60	61-90	91-120	121-180	180+	Total
3Rivers	\$4,201	\$2,917	\$2,965	\$3,308	\$2,159	\$304,225	\$319,775
EMS MC	\$1,018,192	\$344,246	\$170,161	\$178,828	\$134,606	\$106,483	\$1,952,517
Total	\$1,022,393	\$347,164	\$173,126	\$182,136	\$136,765	\$410,708	\$2,272,292
Current %	45.0%	15.3%	7.6%	8.0%	6.0%	18.1%	100.0%
Goals	40.0%	20.0%	10.0%	7.0%	8.0%	3.0%	

### Cash on Hand

	2/28/2025	Previous Month	Previous Year	Change from Prev Month	Change from Prev Year
Checking/Market	\$ 1,899,638.54	\$ 2,042,486.12	\$ 1,141,202.29	\$ (142,847.58)	\$ 758,436.25
Savings	\$ 74,992.48	\$ 51,437.57	\$ 17,462.58	\$ 23,554.91	\$ 57,529.90
Oak Bank - CD 8518	\$ 150,931.43	\$ 150,931.43	\$ 150,931.43	\$ -	\$ -
Oak Bank - CD 0852	\$ 100,000.00	\$ 100,000.00	\$ 100,993.45	\$ -	\$ (993.45)
Oak Bank - CD 1824	\$ 200,000.00	\$ 200,000.00	\$ 200,000.00	\$ -	\$ -
WISC Funds	\$ 284,648.65	\$ 283,735.23	\$ 255,994.61	\$ 913.42	\$ 28,654.04
<b>Total Cash</b>	<b>\$ 2,710,211.10</b>	<b>\$ 2,828,590.35</b>	<b>\$ 1,866,584.36</b>	<b>\$ (118,379.25)</b>	<b>\$ 843,626.74</b>

### Assigned Fund Balances - Oak Bank

	2/28/2025	Previous Month	Previous Year	Change from Prev Month	Change from Prev Year
FAP Funds (Restricted)	\$ 6,271.13	\$ 9,367.13	\$ -	\$ (3,096.00)	\$ 6,271.13
2024 EPIC Grant	\$ 580.00	\$ 580.00	\$ -	\$ -	\$ 580.00
Falls Prevention Grant	\$ 23,500.00	\$ -	\$ -	\$ 23,500.00	\$ 23,500.00
Labor Contract Funds	\$ 24,000.00	\$ 24,000.00	\$ 24,000.00	\$ -	\$ -
<b>Total Assigned Funds</b>	<b>\$ 54,351.13</b>	<b>\$ 33,947.13</b>	<b>\$ 24,000.00</b>	<b>\$ 20,404.00</b>	<b>\$ 30,351.13</b>

### Assigned Fund Balances - WISC - Health Retirement Account Funds

	2/28/2025	Previous Month	Previous Year	Change from Prev Month	Change from Prev Year
Money Market	\$ 667.04	\$ 664.80	\$ 632.67	\$ 2.24	\$ 34.37
Investment Acct	\$ 283,981.61	\$ 283,070.43	\$ 255,361.94	\$ 911.18	\$ 28,619.67
<b>Total Assigned Funds</b>	<b>\$ 284,648.65</b>	<b>\$ 283,735.23</b>	<b>\$ 255,994.61</b>	<b>\$ 913.42</b>	<b>\$ 28,654.04</b>

### February Donations

None

### March Milestones

Mandy Hollis -- LTE EMT - 4-years  
 | Thomasz Wood - LTE Paramedic - 1-year

### Comparables - Calls for Service

Service	2018	2019	2020	2021	2022	2023	2024	Percent Change 2023-2024
Fitch-Rona EMS	3245	3443	3505	4184	4267	4858	5184	7.6%
Middleton EMS	1825	1969	1898	2254	2543	2715		6.8%
Sun Prairie EMS	2839	3165	3213	3368	3692	4424	4961	14.5%

### Other Updates

New ambulances are in service as Medic 47 and Medic 43. Have transition "old" Medic 43 to Medic 41  
 Working on onboarding a new LTE - Kathy Anderson  
 2024 Audit done on 2/13. Should have report by April  
 Multiple staff complete an Active Shooter Incident Management (ASIM) course with Verona Police, Fire, and the School District on 2/27

### SHOUT OUTS

Thank you to Andrew Jensen for removing all the graphics on the old ambulance prior to it going to auction  
 Thank you to Chip and Devon for assisting with mounting equipment to get the new ambulances ready for service  
 Staff at Encompass Health for their care with a critical patient and assisting EMS